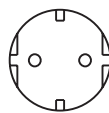
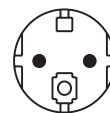


GFCI (RCD) RECEPTACLES AND PLUGS

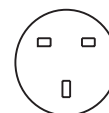
2 Pole 3 Wire Grounding




EU1-16R




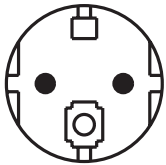

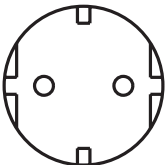

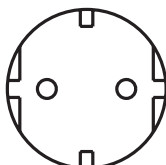
EU1-16P






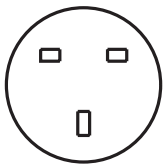

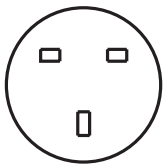
UK1-13R



UK1-13P

	Configuration	Cat. No.	Drawing	Description
 70140-RCD	 EU1-16P	70140-RCD	Pg. 233	European "SCHUKO" CEE 7/7 GFCI (RCD) angle plug. 30 mA trip. 16 ampere 230 volt, 50 Hz. 3600 watt maximum. Test / reset buttons. IP 44. Black. Approvals: S, GS, "CE" mark
 70225	 EU1-16R	70225	Pg. 234	European "SCHUKO" GFCI (RCD) weatherproof receptacle. 10 mA trip. 16 ampere 230 volt, 50 Hz. Test / reset buttons. IP 55. Gray. Surface mount complete with box and cover. Available with 30 mA trip catalog No. 70225-30. "CE" Mark
 70200x45	 EU1-16R	70200x45	Pg. 234	European "SCHUKO" GFCI (RCD) flush mount receptacle. 10 mA trip. 16 ampere 230 volt, 50 Hz. Test / reset button. White. Mounts to standard American 4" x 4" flush wall box. Approvals: VDE, OVE, "CE" mark

NOTE: GFCI (RCD) receptacles available for many other countries. See page 99 for modular GFCI (RCBO) and pages 96 and 97 for receptacle combinations.

	Configuration	Cat. No.	Drawing	Description
 72140-RCD	 UK1-13P	72140-RCD	Pg. 236	United Kingdom GFCI (RCD) angle plug. 30 mA trip. 13 ampere 230 volt, 50 Hz, fused. 3120 watts maximum. Designed to BS 7071, 1992. Test / reset buttons. Black. "CE" mark
 72325	 UK1-13R	72325	Pg. 237	United Kingdom GFCI (RCD) weatherproof receptacle. 10 mA trip. 13 ampere 230 volt, 50 Hz. Test / reset buttons. IP 55. Gray. Surface mount complete with box and cover. "CE" mark Available with 30 mA trip catalog No. 72325-30.
 72300	 UK1-13R	72300	Pg. 237	United Kingdom GFCI (RCD) flush mount single receptacle. 10 mA trip. 13 ampere 230 volt, 50 Hz. Test / reset buttons. White. Requires steel box No. 72355 for flush mounting or plastic box No. 72365 for surface mount. "CE" mark Available with steel surface mount box No. 72300-DSM (10 mA) trip. Available with stainless steel wall plate No. 72300-S (30 mA) trip. Available with duplex outlet No. 72300-D (10 mA) trip.

